

## EXTERNAL LINKS

HD67024-B2-xxx



QR of Manual

---

[www.adfweb.com/download/  
filefold/MN67024\\_ENG.pdf](http://www.adfweb.com/download/filefold/MN67024_ENG.pdf)



QR of Box-Sheet

---

[www.adfweb.com/download/  
filefold/BS67024\\_ENG.pdf](http://www.adfweb.com/download/filefold/BS67024_ENG.pdf)



QR of Software

---

[www.adfweb.com/download/  
filefold/SW67024.zip](http://www.adfweb.com/download/filefold/SW67024.zip)

**HD67024-B2-xxx**

# BOX SHEET

## M-Bus Master / USB - Converter

Box Sheet for Order Code: HD67024-B2-xxx  
Document code: BS67024-B2  
V3.000



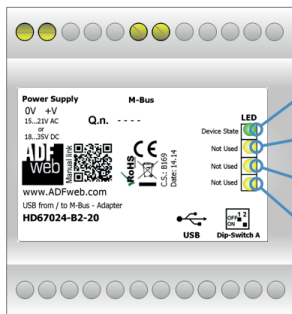
**ADFweb.com srl**

Strada Nuova, 17, IT-31010 Marenò di Piave, Treviso - Italy

[www.ADFweb.com](http://www.ADFweb.com)

# CONNECTION SCHEME

Order code: HD67024-B2-xxx

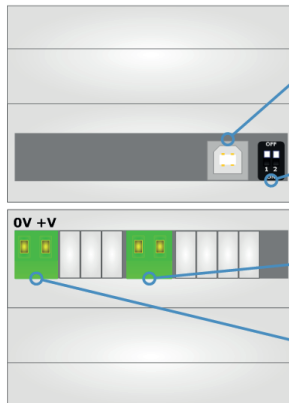


**Led1:**  
Green  
Device state



**Led2:**  
Yellow  
M-Bus comm.

**Led3:**  
Yellow  
Not Used

**Led4:**  
Yellow  
USB Comm.



**Connector3:**  
Ethernet Port  
(RJ45 Plug)

**Dip-Switch A:**  
-Dip1 – Not Used  
-Dip2 – Functioning Mode  
 = Normal Mode  
 = Boot Mode

**Connector2:**  
Unpolarized  
M-Bus

**Connector1:**  
Power Supply  
0V = Ground  
+V = Positive wire  
V AC: min 15V ; max 21V  
V DC: min 18V ; max 35V

Order code: HD67024-B2-xxx