

# BOX SHEET

## RS485 / Ethernet - Converter

Box Sheet for Order code: HD67038-5-B2  
Document code: BS67038-5-B2  
V1.002



**ADFweb.com srl**

Strada Nuova, 17, IT-31010 Mareno di Piave, Treviso - Italy

[www.ADFweb.com](http://www.ADFweb.com)

QR of Manual

---

[www.adfweb.com/download/  
filefold/MN67038\\_ENG.pdf](http://www.adfweb.com/download/filefold/MN67038_ENG.pdf)

QR of Box-Sheet

---

[www.adfweb.com/download/  
filefold/BS67038-5-B2\\_ENG.pdf](http://www.adfweb.com/download/filefold/BS67038-5-B2_ENG.pdf)

QR of Software

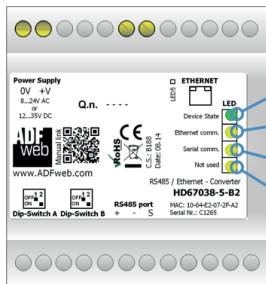
---

[www.adfweb.com/download/  
filefold/SW67038.zip](http://www.adfweb.com/download/filefold/SW67038.zip)

**HD67038-5-B2**

# CONNECTION SCHEME

Order code: HD67038-5-B2



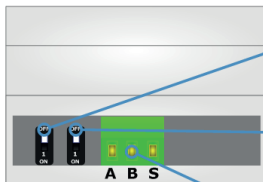
**Led1:**  
Green  
Device state

**Led2:**  
Yellow  
Ethernet comm.



**Led4:**  
Yellow  
Serial comm.

**Led5:**  
Yellow  
Not used

**Connector1:**  
Power Supply port  
0V = Ground  
+V = Positive wire  
V AC: min 8V ; max 24V  
V DC: min 12V ; max 35V



**Dip-Switch A:**  
-Dip1 - Functioning Mode  
 = Normal     = Boot

**Dip-Switch B:**  
-Dip1 - RS485 Termination Resistor  
 = Open     = 120 Ohm

**Connector3:**  
RS485 (Isolated port)  
S = Shield\* (to Isolated Ground)  
B = Negative wire  
A = Positive wire



**Connector5:**  
Ethernet Port  
(RJ45 Plug)

**Led3:**  
Green  
Ethernet Link