

EXTERNAL LINKS

HD674-A008-2-E7X-xxx



QR of Manual

[www.adfweb.com/download/
filefold/MN674-A008_ENG.pdf](http://www.adfweb.com/download/filefold/MN674-A008_ENG.pdf)



QR of Box-Sheet

[www.adfweb.com/download/
filefold/BS674-A008-2-E7X_
ENG.pdf](http://www.adfweb.com/download/filefold/BS674-A008-2-E7X_ENG.pdf)



QR of Software

[www.adfweb.com/download/
filefold/SW674-A008.zip](http://www.adfweb.com/download/filefold/SW674-A008.zip)

BOX SHEET

**Modbus Master / SNMP Agent
Converter**

Box Sheet for Order code: HD674-A008-2-E7x-xxx
Document code: BS674-A008-2-E7x
V1.001



ADFweb.com srl

Strada Nuova, 17, IT-31010 Mareno di Piave, Treviso - Italy

HD674-A008-2-E7X-xxx

www.ADFweb.com

CONNECTION SCHEME

Order code: HD674-A008-2-E7X-xxx

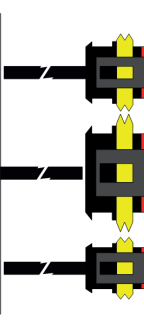
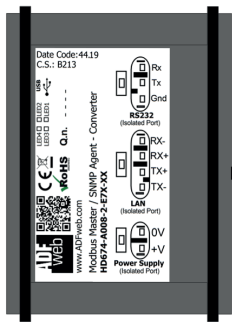
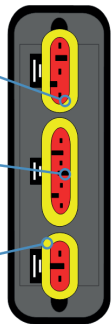
Connector3:
RS485 port
+ = Positive wire
- = Negative wire
Shl = Shield (to Isolated Ground)



Connector2:
Ethernet port
1 = TX-
2 = TX+
3 = RX+
4 = RX-



Connector1:
Power Supply port
0V = Ground
+V = Positive wire
V AC: min 8V ; max 26V
V DC: min 10V ; max 40V



Connector4:
USB port

Led 1:
Green
Device State

Led 2:
Green
RS485 comm.

Led 3:
Yellow
USB Link

Led 4:
Green
Ethernet comm.

Order code: HD674-A008-2-E7X-xxx