



QR of Manual

---

[www.adfweb.com/download/  
filefold/MN67515\\_ENG.pdf](http://www.adfweb.com/download/filefold/MN67515_ENG.pdf)



QR of Box-Sheet

---

[www.adfweb.com/download/  
filefold/BS67515-A1\\_ENG.pdf](http://www.adfweb.com/download/filefold/BS67515-A1_ENG.pdf)



QR of Software

---

[www.adfweb.com/download/  
filefold/SW67515.zip](http://www.adfweb.com/download/filefold/SW67515.zip)

**HD67515-A1**

# BOX SHEET

**CAN / Modbus TCP Slave - Converter**

Box Sheet for Order code: HD67515-A1  
Document code: BS67515-A1  
V2.200



**ADFweb.com srl**

Strada Nuova, 17, IT-31010 Mareno di Piave, Treviso - Italy


[www.ADFweb.com](http://www.ADFweb.com)

# CONNECTION SCHEME

Order code: HD67515-A1

**Dip-Switch A:**  
-Dip1 – Functioning Mode

 = Normal     = Boot



**Led4:**  
Green  
Device state

**Led3:**  
Green  
Modbus comm.



**Led2:**  
Green  
Ethernet Tx

**Connector5:**  
Ethernet Port  
(RJ45 Plug)

**Led1:**  
Green  
CAN comm.

Rail DIN  
Clamp

**Dip-Switch C:**  
-Dip1 – CAN Termination  
Resistor

 = Open     = 120 Ohm

**Connector3:**  
RS485 (Isolated port)

S = Shield\* (to Isolated Ground)  
B = Negative wire  
A = Positive wire

**Connector1:**  
Power Supply port

0V = Ground  
+V = Positive wire

V AC: min 8V ; max 24V  
V DC: min 12V ; max 35V

Order code: HD67515-A1