



QR of Manual

[www.adfweb.com/download/
filefold/MN67515_ENG.pdf](http://www.adfweb.com/download/filefold/MN67515_ENG.pdf)



QR of Box-Sheet

[www.adfweb.com/download/
filefold/BS67515-B2_ENG.pdf](http://www.adfweb.com/download/filefold/BS67515-B2_ENG.pdf)



QR of Software

[www.adfweb.com/download/
filefold/SW67515.zip](http://www.adfweb.com/download/filefold/SW67515.zip)

HD67515-B2

BOX SHEET

CAN / Modbus TCP Slave - Converter

Box Sheet for Order code: HD67515-B2
Document code: BS67515-B2
V2.200



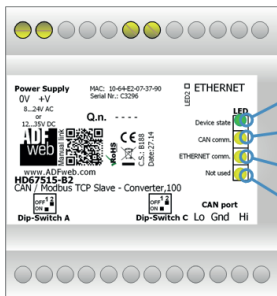
ADFweb.com srl

Strada Nuova, 17, IT-31010 Mareno di Piave, Treviso - Italy

www.ADFweb.com

CONNECTION SCHEME

Order code: HD67515-B2



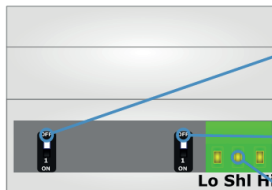
Led1:
Green
Device state



Led2:
Yellow
CAN comm.

Led4:
Yellow
Ethernet comm.

Led5:
Yellow
Not used

Connector1:
Power Supply port
0V = Ground
+V = Positive wire
V AC: min 8V ; max 24V
V DC: min 12V ; max 35V



Dip-Switch A:
-Dip1 – Must be at ON
-Dip2 – Functioning Mode
 = Normal  = Boot

Dip-Switch C:
-Dip1 – CAN Termination Resistor
-Dip2 – Not used
 = Open  = 120 Ohm

Connector2:
CAN port (Isolated port)
Hi = High wire
Shl = Shield* (to Isolated Ground)
Lo = Low wire



Connector5:
Ethernet Port
(RJ45 Plug)

Led3:
Green
Ethernet Link