

## EXTERNAL LINKS

HD67831-2-B2-Y



QR of Manual

---

[www.adfweb.com/download/  
filefold/MN67831\\_ENG.pdf](http://www.adfweb.com/download/filefold/MN67831_ENG.pdf)



QR of Box-Sheet

---

[www.adfweb.com/download/  
filefold/BS67831-2-B2-Y\\_  
ENG.pdf](http://www.adfweb.com/download/filefold/BS67831-2-B2-Y_ENG.pdf)



QR of Software

---

[www.adfweb.com/download/  
filefold/SW67831.zip](http://www.adfweb.com/download/filefold/SW67831.zip)

HD67831-2-B2-Y

## BOX SHEET

DALI / RS232 - Converter

Box Sheet for order code: HD67831-2-B2-Y  
Document code: HD67831-2-B2-Y  
V1.000



**ADFweb.com srl**


Strada Nuova, 17, IT-31010 Mareno di Piave, Treviso - Italy

[www.ADFweb.com](http://www.ADFweb.com)


# CONNECTION SCHEME

Order code: HD67831-2-B2-Y

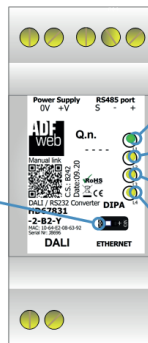
**Dip-Switch A:**  
-Dip1 – Functioning Mode



= Normal Mode



= Boot Mode




**Led1:**  
Green  
Device state

**Led2:**  
Yellow  
Serial comm.

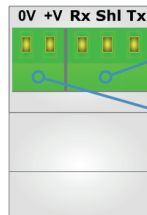
**Led3:**  
Yellow  
DALI status

**Led4:**  
Yellow  
Comm. error



**Connector3:**  
Ethernet Port  
(RJ45 Plug)

**Led5:**  
Green  
Link Ethernet



**Connector4:**  
RS232 port  
Tx = Device Tx  
Rx = Device Rx  
Shl = Shield (to Isolated Ground)

**Connector1:**  
Power Supply  
0V = Ground  
+V = Positive wire  
V AC: min 8V ; max 24V  
V DC: min 12V ; max 35V