

EXTERNAL LINKS

HD67831-4-B2-Y

BOX SHEET

DALI / RS485 - Converter



QR of Manual

[www.adfweb.com/download/
filefold/MN67831_ENG.pdf](http://www.adfweb.com/download/filefold/MN67831_ENG.pdf)



QR of Box-Sheet

[www.adfweb.com/download/
filefold/BS67831-4-B2-Y_
ENG.pdf](http://www.adfweb.com/download/filefold/BS67831-4-B2-Y_ENG.pdf)



QR of Software

[www.adfweb.com/download/
filefold/SW67831.zip](http://www.adfweb.com/download/filefold/SW67831.zip)

Box Sheet for order code: HD67831-4-B2-Y
Document code: HD67831-4-B2-Y
V1.001



ADFweb.com srl

Strada Nuova, 17, IT-31010 Mareno di Piave, Treviso - Italy



HD67831-4-B2-Y

www.ADFweb.com


CONNECTION SCHEME


Order code: HD67831-4-B2-Y

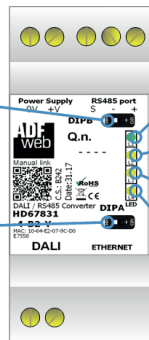
Dip-Switch B:
-Dip1 – Termination RS485 line

 = Open  = 120 ohm

Dip-Switch A:
-Dip1 – Functioning Mode

 = Normal Mode

 = Boot Mode




Led1:
Green
Device state

Led2:
Yellow
Serial comm.

Led3:
Yellow
DALI status

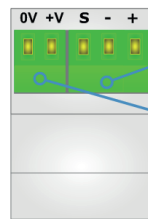
Led4:
Yellow
Comm. error



Connector3:
Ethernet Port
(RJ45 Plug)

Led5:
Green
Link Ethernet

Connector2:
DALI Port
(Unpolarized)



Connector4:
RS485 port

S = Shield (to Isolated Ground)
- = Negative wire
+ = Positive wire

Connector1:
Power Supply

0V = Ground
+V = Positive wire

V AC: min 8V ; max 24V
V DC: min 12V ; max 35V