



QR of Manual

[www.adfweb.com/download/
filefold/MN67833-MSTP_ENG.pdf](http://www.adfweb.com/download/filefold/MN67833-MSTP_ENG.pdf)



QR of Box-Sheet

[www.adfweb.com/download/
filefold/BS67833-MSTP_ENG.pdf](http://www.adfweb.com/download/filefold/BS67833-MSTP_ENG.pdf)



QR of Software

[www.adfweb.com/download/
filefold/SW67833-MSTP.zip](http://www.adfweb.com/download/filefold/SW67833-MSTP.zip)

HD67833-MSTP-B2

BOX SHEET

DALI / BACnet MSTP Slave - Converter

Box Sheet for Order code: HD67833-MSTP-B2
Document code: HD67833-MSTP-B2
V1.001



ADFweb.com srl

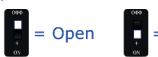
Strada Nuova, 17, IT-31010 Mareno di Piave, Treviso - Italy

www.ADFweb.com

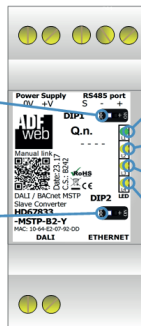

CONNECTION SCHEME

Order code: HD67833-MSTP-B2

Dip-Switch B:
-Dip1 – Termination RS485 line



Dip-Switch A:
-Dip1 – Functioning Mode




Led1:
Green
Device state

Led2:
Yellow
Serial comm.

Led3:
Yellow
DALI status

Led4:
Yellow
Comm. error



Connector3:
Ethernet Port
(RJ45 Plug)

Led5:
Green
Link Ethernet

Connector2:
DALI Port
(Unpolarized)



Connector4:
RS485 port

S = Shield (to Isolated Ground)
- = Negative wire
+ = Positive wire

Connector1:
Power Supply

0V = Ground
+V = Positive wire

V AC: min 8V ; max 24V
V DC: min 12V ; max 35V