

## EXTERNAL LINKS

HD67943-B2



QR of Manual

---

[www.adfweb.com/download/  
filefold/MN67943\\_ENG.pdf](http://www.adfweb.com/download/filefold/MN67943_ENG.pdf)



QR of Box-Sheet

---

[www.adfweb.com/download/  
filefold/BS67943-B2\\_ENG.pdf](http://www.adfweb.com/download/filefold/BS67943-B2_ENG.pdf)



QR of Software

---

[www.adfweb.com/download/  
filefold/SW67943.zip](http://www.adfweb.com/download/filefold/SW67943.zip)

**HD67943-B2**

# BOX SHEET

Devicenet Slave / MQTT - Converter

Box Sheet for order code: HD67943-B2-x  
Document code: BS67943-B2  
V1.001



**ADFweb.com srl**

Strada Nuova, 17, IT-31010 Mareno di Piave, Treviso - Italy

[www.ADFweb.com](http://www.ADFweb.com)


# CONNECTION SCHEME


Order code: HD67943-B2

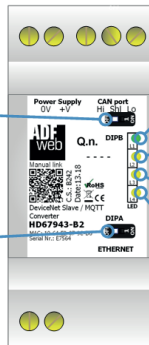
**Dip-Switch B:**  
-Dip1 – Termination CAN line

 = Open     = 120 ohm

**Dip-Switch A:**  
-Dip1 – Functioning Mode

 = Normal Mode

 = Boot Mode




**Led1:**  
Green  
Device state

**Led2:**  
Yellow  
DeviceNet comm.

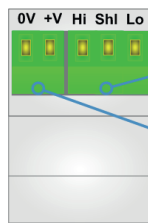
**Led3:**  
Yellow  
MQTT status

**Led4:**  
Yellow  
Not used



**Connector3:**  
Ethernet Port  
(RJ45 Plug)

**Led5:**  
Green  
Link Ethernet



**Connector4:**  
CAN port

Hi = High wire  
Sh1 = Shield\* (to Isolated Ground)  
Lo = Low wire

**Connector1:**  
Power Supply

0V = Ground  
+V = Positive wire

V AC: min 8V ; max 24V  
V DC: min 12V ; max 35V