



QR of Manual

[www.adfweb.com/download/
filefold/MN67961_ENG.pdf](http://www.adfweb.com/download/filefold/MN67961_ENG.pdf)



QR of Box-Sheet

[www.adfweb.com/download/
filefold/BS67961-5-B2-IA_ENG.pdf](http://www.adfweb.com/download/filefold/BS67961-5-B2-IA_ENG.pdf)



QR of Software

[www.adfweb.com/download/
filefold/SW67961.zip](http://www.adfweb.com/download/filefold/SW67961.zip)

HD67961-5-B2-IA

BOX SHEET

**IO-Link Slave / Modbus master
Converter**

Box Sheet for Order code: HD67963-B2-IA
Document code: BS67963-B2-IA
V1.000



ADFweb.com srl

Strada Nuova, 17, IT-31010 Mareno di Piave, Treviso - Italy

www.ADFweb.com

CONNECTION SCHEME

Order code: HHD67961-5-B2-IA

Connector1:

Power Supply port

- 1 = Supply for converter US, +24 V
- 2 = Not connected
- 3 = Ground reference US, 0 V
- 4 = C/Q, IO-Link channel
- 5 = Not connected



Led3:

Green
Modbus TCP comm.

Led4:

Error state

Connector3:

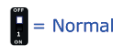
Ethernet Port
(RJ45 Plug)

Led1:

Green
Device state

Dip-Switch A:

-Dip1 - Functioning Mode



Led2:

Green
IO-Link comm.

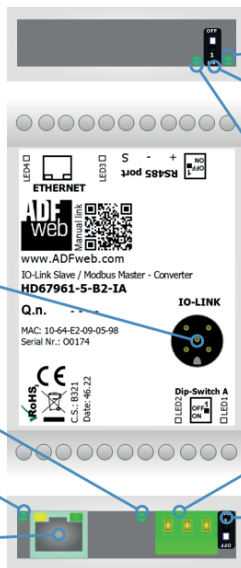
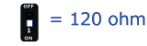
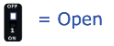
Connector6:

RS485 port

B = Negative wire
A = Positive wire
S = Shield (to Isolated Ground)

Dip-Switch B:

-Dip1 - Termination RS485 line



Order code: HD67961-5-B2-IA