



QR of Manual

[www.adfweb.com/download/
filefold/MN67B13_ENG.pdf](http://www.adfweb.com/download/filefold/MN67B13_ENG.pdf)



QR of Box-Sheet

[www.adfweb.com/download/
filefold/BS67B13-B2_ENG.pdf](http://www.adfweb.com/download/filefold/BS67B13-B2_ENG.pdf)



QR of Software

[www.adfweb.com/download/
filefold/SW67B13.zip](http://www.adfweb.com/download/filefold/SW67B13.zip)

HD67B13-B2

BOX SHEET

OPC UA Client / CANopen - Converter

Box Sheet for order code: HD67B13-B2
Document code: BS67B13-B2
V1.001



ADFweb.com srl

Strada Nuova, 17, IT-31010 Mareno di Piave, Treviso - Italy

www.ADFweb.com


CONNECTION SCHEME


Order code: HD67B13-B2

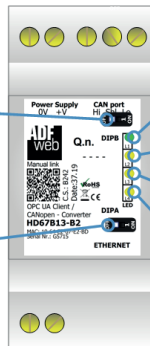
Dip-Switch B:
-Dip1 – Termination CAN line

 = Open  = 120 ohm

Dip-Switch A:
-Dip1 – Functioning Mode

 = Normal Mode

 = Boot Mode




Led1:
Green
Device state

Led2:
Yellow
OPC UA comm.

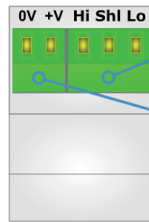
Led3:
Yellow
CANopen comm.

Led4:
Yellow
Error state



Connector3:
Ethernet Port
(RJ45 Plug)

Led5:
Green
Link Ethernet



Connector4:
CAN port

Hi = High wire
ShI = Shield* (to Isolated Ground)
Lo = Low wire

Connector1:
Power Supply

0V = Ground
+V = Positive wire

V AC: min 8V ; max 24V
V DC: min 12V ; max 35V

Order code: HD67B13-B2