

EXTERNAL LINKS

HD67B27-2-B2



QR of Manual

[www.adfweb.com/download/
filefold/MN67B27_ENG.pdf](http://www.adfweb.com/download/filefold/MN67B27_ENG.pdf)



QR of Box-Sheet

[www.adfweb.com/download/
filefold/BS67B27-2-B2_ENG.pdf](http://www.adfweb.com/download/filefold/BS67B27-2-B2_ENG.pdf)



QR of Software

[www.adfweb.com/download/
filefold/SW67B27.zip](http://www.adfweb.com/download/filefold/SW67B27.zip)

HD67B27-2-B2

BOX SHEET

OPC UA Server / Modbus Master Converter

Box Sheet for Order code: HD67B27-2-B2
Document code: BS67B27-2-B2
V1.001

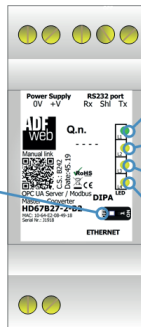
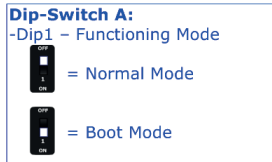


ADFweb.com srl
Strada Nuova, 17, IT-31010 Mareno di Piave, Treviso - Italy

www.ADFweb.com

CONNECTION SCHEME

Order code: HD67B27-2-B2




Led1:
Green
Device state

Led2:
Yellow
OPC UA comm.

Led3:
Yellow
Modbus comm.

Led4:
Yellow
Error state



Connector3:
Ethernet Port
(RJ45 Plug)

Led5:
Green
Link Ethernet



Connector4:
RS232 port
Tx = Device Tx
Rx = Device Rx
Shl = Shield (to Isolated Ground)

Connector1:
Power Supply
0V = Ground
+V = Positive wire
V AC: min 8V ; max 24V
V DC: min 12V ; max 35V