



QR of Manual

[www.adfweb.com/download/
filefold/MN67B34_ENG.pdf](http://www.adfweb.com/download/filefold/MN67B34_ENG.pdf)



QR of Box-Sheet

[www.adfweb.com/download/
filefold/BS67B34_ENG.pdf](http://www.adfweb.com/download/filefold/BS67B34_ENG.pdf)



QR of Software

[www.adfweb.com/download/
filefold/SW67B34.zip](http://www.adfweb.com/download/filefold/SW67B34.zip)

HD67B34-B2

BOX SHEET

OPC UA Server / CANopen - Converter

Box Sheet for Order code: HD67B34-B2
Document code: BS67B34-B2
V1.001



ADFweb.com srl
Strada Nuova, 17, IT-31010 Mareno di Piave, Treviso - Italy

www.ADFweb.com

CONNECTION SCHEME

Order code: HD67B34-B2

Dip-Switch B:

-Dip1 - Termination CAN line



= Open



= 120 ohm

Dip-Switch A:

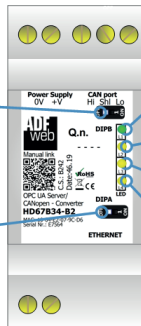
-Dip1 - Functioning Mode



= Normal Mode



= Boot Mode




Led1:
Green
Device state

Led2:
Yellow
OPC UA comm.

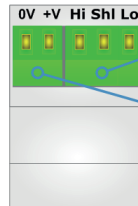
Led3:
Yellow
CAN open comm.

Led4:
Yellow
Error state



Connector3:
Ethernet Port
(RJ45 Plug)

Led5:
Green
Link Ethernet



Connector4:
RS485 port
S = Shield (to Isolated Ground)
- = Negative wire
+ = Positive wire

Connector4:
CAN port
Hi = High wire
Shl = Shield* (to Isolated Ground)
Lo = Low wire