

## EXTERNAL LINKS

HD67B42-B2



QR of Manual

---

[www.adfweb.com/download/  
filefold/MN67B42\\_ENG.pdf](http://www.adfweb.com/download/filefold/MN67B42_ENG.pdf)



QR of Box-Sheet

---

[www.adfweb.com/download/  
filefold/BS67B42-B2\\_ENG.pdf](http://www.adfweb.com/download/filefold/BS67B42-B2_ENG.pdf)



QR of Software

---

[www.adfweb.com/download/  
filefold/SW6B42.zip](http://www.adfweb.com/download/filefold/SW6B42.zip)

**HD67B42-B2**

# BOX SHEET

**OPC UA Server / MQTT - Converter**

Box Sheet for Order code: HD67B42-B2  
Document code: BS67B42-B2  
V1.001



**ADFweb.com srl**


Strada Nuova, 17, IT-31010 Mareno di Piave, Treviso - Italy

[www.ADFweb.com](http://www.ADFweb.com)

# CONNECTION SCHEME

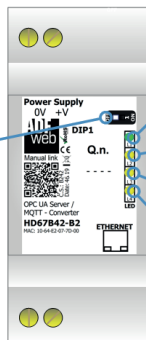
Order code: HD67B42-B2

**Dip-Switch A:**  
-Dip1 – Functioning Mode



**ON** = Normal Mode

**OFF** = Boot Mode




**Led1:**  
Green  
Device state

**Led2:**  
Yellow  
OPC UA comm.

**Led3:**  
Yellow  
MQTT comm.

**Led4:**  
Yellow  
Error state



**Connector3:**  
Ethernet Port  
(RJ45 Plug)

**Led5:**  
Green  
Link Ethernet



**Connector1:**  
Power Supply

0V = Ground  
+V = Positive wire

V AC: min 8V ; max 24V  
V DC: min 12V ; max 35V