



QR of Manual

---

[www.adfweb.com/download/  
filefold/MN67B79\\_ENG.pdf](http://www.adfweb.com/download/filefold/MN67B79_ENG.pdf)



QR of Box-Sheet

---

[www.adfweb.com/download/  
filefold/BS67B79-B2\\_ENG.pdf](http://www.adfweb.com/download/filefold/BS67B79-B2_ENG.pdf)



QR of Software

---

[www.adfweb.com/download/  
filefold/SW67B79.zip](http://www.adfweb.com/download/filefold/SW67B79.zip)

# BOX SHEET

PROFINET Master / KNX - Converter

Box Sheet for Order code: HD67B79-KNX-B2  
Document code: BS67B79-KNX-B2  
V1.000




**ADFweb.com srl**


Strada Nuova, 17, IT-31010 Mareno di Piave, Treviso - Italy

# CONNECTION SCHEME

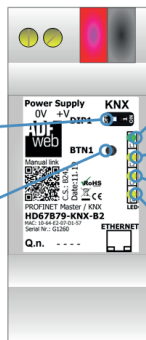
Order code: HD67B79-KNX-B2

**Dip-Switch A:**  
-Dip1 – Functioning Mode

 = Normal Mode

 = Boot Mode

**Button1:**  
Activation of KNX  
Programming




**Led1:**  
Green  
Device state

**Led2:**  
Yellow  
KNX comm.

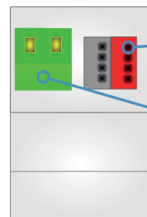
**Led3:**  
Yellow  
PROFINET comm.

**Led4:**  
Yellow  
Error state



**Connector3:**  
Ethernet Port  
(RJ45 Plug)

**Led5:**  
Green  
Link Ethernet



**Connector5:**  
KNX

**Connector1:**  
Power Supply  
0V = Ground  
+V = Positive wire  
V AC: min 8V ; max 24V  
V DC: min 12V ; max 35V