

EXTERNAL LINKS

HD67D41-B2-868MHz



QR of Manual

[www.adfweb.com/download/
filefold/MN67D41-B2-868MHz_ENG.pdf](http://www.adfweb.com/download/filefold/MN67D41-B2-868MHz_ENG.pdf)



QR of Box-Sheet

[www.adfweb.com/download/
filefold/BS67D41-B2-868MHz_ENG.pdf](http://www.adfweb.com/download/filefold/BS67D41-B2-868MHz_ENG.pdf)



QR of Software

[www.adfweb.com/download/
filefold/SW67D41.zip](http://www.adfweb.com/download/filefold/SW67D41.zip)

HD67D41-B2-868MHz

BOX SHEET

LoRaWAN / SNMP Agent
Converter

Box Sheet for Order code: HD67D41-B2-868MHz
Document code: BSD41-B2-868MHz
V1.000



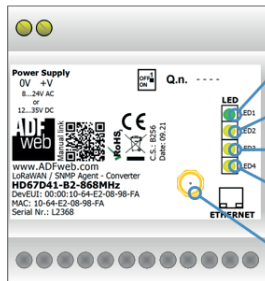
ADFweb.com srl

Strada Nuova, 17, IT-31010 Mareno di Piave, Treviso - Italy

www.ADFweb.com

CONNECTION SCHEME

Order code: HD67D41-B2-868MHz



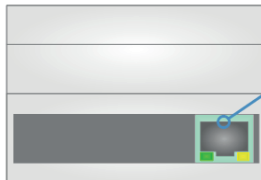
Led1:
Green
Device state

Led2:
Yellow
LoRaWAN comm.

Led3:
Yellow
SNMP comm.

Led4:
Yellow
Error state

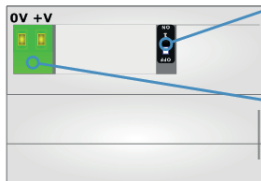
Connector5:
Antenna



Connector2:
Ethernet Port
(RJ45 Plug)

Dip-Switch A:
-Dip1 - Functioning Mode

= Normal Mode
 = Boot Mode



Connector1:
Power Supply

0V = Ground
+V = Positive wire

V AC: min 8V ; max 24V
V DC: min 12V ; max 35V

Order code: HD67D41-B2-868MHz